



COPPER CHIMNEY POTS
from EUROPEAN COPPER

40.38"



COVER IMAGE: Four Kings / Two Bishops
THIS PAGE: Two Queens



GOOD DESIGN DOESN'T STOP AT THE ROOFLINE.

Details make the home. However simple the thought may be, this principle is often overlooked at the chimney. Copper chimney pots by European Copper give flues a visual punch while also improving the draft and keeping out pests and rain. Discover a new alternative to heavy clay pots and unsightly steel caps, and take curb appeal to a whole new level.



fig. 1

A BRIEF HISTORY.

Chimney pots have been used throughout the world since the 13th century, a time when fireplaces were important both for cooking and as a heat source. In homes large and small, chimney pots were an important addition because the added height improved the draw of the chimney and thus removed harmful fumes and soot from the home more efficiently. Later they became a design element and even a status symbol among those who owned fine homes.

fig.1 13th Century Chimney Pots.

FUNCTIONAL BENEFITS TODAY.

Chimney pots continue to add tremendous functional benefits to fine homes everywhere. It has been said that a chimney is like a “rain gauge” for your home—left unprotected, a chimney can take in gallons of water each year depending on climate and size of the flue. A chimney pot by European Copper is completely enclosed on top, preventing water—the main catalyst for mold and mildew—from entering the home. Our copper chimney pots also prevent small pests from entering the flue and greatly improve the smoke draw of the chimney—protecting families from lethal carbon monoxide poisoning.

SUPERB ENGINEERING AND UL-LISTED.



The coveted UL-listing makes our copper chimney pots stand out from other brands.



We have met the highest possible engineering standards in our high-tech construction and have produced a product that can withstand hurricane force winds, seismic shifts and extreme heat and cold.



Our copper chimney pots are available in three designs, in either New Penny or Patina finish. See enclosed sheet for pricing information.

BEFORE



AFTER



fig.2 A patented vent system at the base of each pot improves airflow, and ours is also the only product of its kind that is compliant with the International Building Code. No other chimney pot on the market performs so well and looks so beautiful.

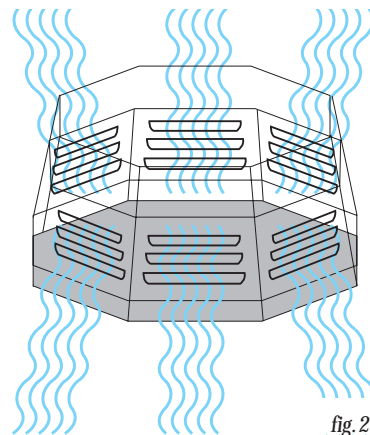


fig.2

KING & QUEEN



QUEEN



KNIGHT & KNIGHT II



Three designs

Seven Sizes



BISHOP & BISHOP II



BISHOP



PAWN



Round, square or octagonal, copper chimney pots by European Copper offer numerous design combinations for both traditional and more contemporary homes. Each is fashioned to our exacting standards that meet stringent UL-listing requirements. Adding just one or up to three gives dramatic impact to any chimney.

KING

EC-O-2447-1

One of our larger chimney pots, the King has an octagonal shape, making an impressive statement for your home.

BASE 2' - 0"
HEIGHT 4' - 0"
WEIGHT 36 lbs

2' 0" BASE

FITS UP TO
18"X18" FLUE



QUEEN

EC-O-2039-1

The Queen is a slightly smaller scale than the King in weight and height. Same octagonal shape and vent design.

BASE 1' - 8"
HEIGHT 3' - 5"
WEIGHT 26 lbs

1' 8" BASE

FITS UP TO
13"X13" FLUE

KNIGHT

EC-SQ-2144-1

Eye-catching square shape with "X" grid design and pyramid top. Fits up to a 18"x18" flue.

BASE 1' - 9"
HEIGHT 3' - 8"
WEIGHT 36 lbs

1' 9" BASE

FITS UP TO
18"X18" FLUE



3' 2"



KNIGHT II

A smaller version of the Knight, the Knight II is ideal for smaller homes. Fits up to a 13"x13" flue.

EC-SQ-1633-1

BASE 1' - 4"

HEIGHT 3' - 2"

WEIGHT 20 lbs

1' 4" BASE



BISHOP

Round in shape, the Bishop replicates the shape of standard clay pots, without the weight and decay and is a great fit for more contemporary style homes.

EC-R-2649-1

BASE 2' - 2"

HEIGHT 4' - 4"

WEIGHT 47 lbs

2' 2" BASE



4' 4"

3' 3"



BISHOP II

A smaller version of the Bishop, the Bishop II is ideal for smaller homes. Fits up to a 13"x13" flue.

EC-R-2036-1

BASE 1' - 8"

HEIGHT 3' - 3"

WEIGHT 36 lbs

1' 8" BASE



PAWN

Our smallest chimney pot, the Pawn makes a nice addition to chimneys that are small in scale.

EC-O-1924-1

BASE 1' - 8"

HEIGHT 2' - 1"

WEIGHT 17 lbs

1' 8" BASE



2' 1"

TWO BISHOPS



TWO KINGS



2016

Chimney pots by European Copper add beauty and interest to many styles of homes. The Bishop is especially well-suited for contemporary, Mediterranean or Italian style homes, as seen in this photo, above.


FOUR KINGS



38"

In multiple groupings on larger chimneys, our copper chimney pots make a dramatic statement and turn your flue into something fabulous.

63"



TWO KNIGHTS



INSTALLATION IS EASY.

With just a few simple steps, our chimney pots are easily installed over existing flues. As opposed to heavy clay or iron chimney pots, you don't need a crane or other construction equipment to install our pots. Installation information is included with each chimney pot, and is also available at www.jackarnold.com.






COPPER CHIMNEY POT FEATURES.

A patented European Copper chimney pot meets the highest possible technical standards through its UL-listing and compliance with International Building Codes. We know you'll agree that a finer chimney pot simply does not exist.

RIGHT ONE FOR THE CHIMNEY HEIGHT.

A chimney pot from European Copper provides the finishing touch a fine chimney deserves. Viewed from ground level, a chimney pot can appear too small if not sized properly. For the best aesthetic results, we recommend selecting a chimney pot that is approximately nine to 15 percent of the overall chimney height. You can see from the installation photos (opposite page) how the scale of the chimney pots compare to the height of our installers. Don't make the mistake of choosing a pot that's too small for your chimney.

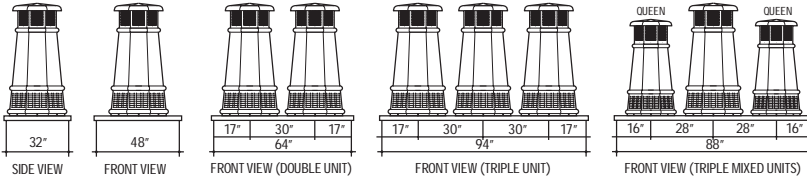
- PATENTED AND UL-LISTED FOR HEARTH & HOME TECHNOLOGIES
- MADE OF FINEST QUALITY STAINLESS STEEL AND COPPER
- SUITABLE FOR BOTH MASONRY AND PRE-ENGINEERED FIREPLACES
- DESIGNED TO WITHSTAND HURRICANE - LEVEL WINDS
- LIGHT-WEIGHT, FLEXIBLE MATERIALS HOLD UP IN EARTHQUAKE-PRONE AREAS
- CAN WITHSTAND EXTREME HEAT AND COLD
- KEEPS OUT PESTS AND WATER
- IMPROVES DRAFT OF CHIMNEY
- LIGHT-WEIGHT, EASY TO INSTALL



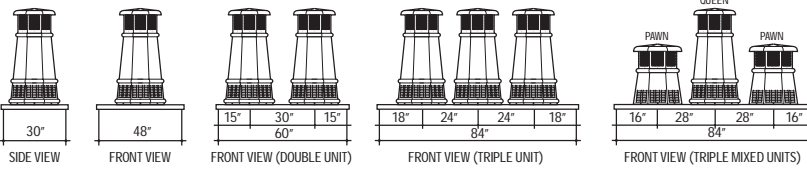
MASONRY OR STEEL, WE HAVE IT COVERED.

Our copper chimney pots are unique in that they are compatible with both masonry and Heatilator® or Heat & Glo™ brand pre-engineered fireplaces, giving you more options and a consistent quality look for homes featuring more than one type of fireplace.

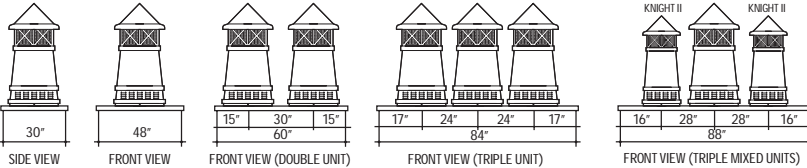
KING



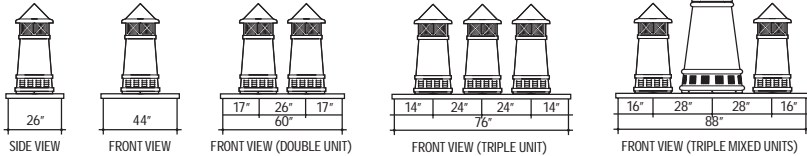
QUEEN



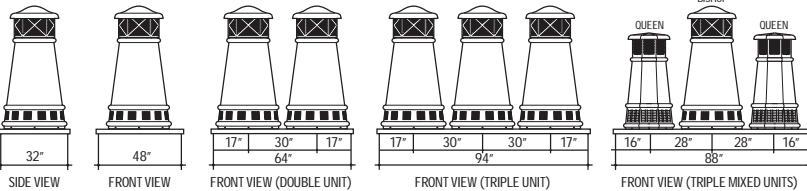
KNIGHT



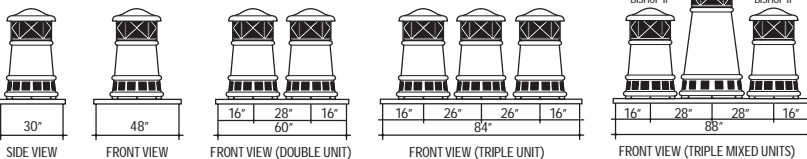
KNIGHT II



BISHOP

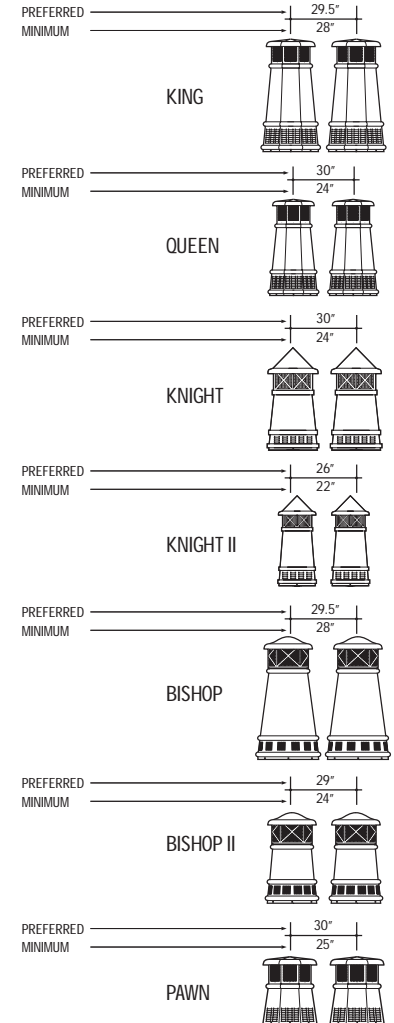


BISHOP II



RIGHT ONE FOR THE CHIMNEY SIZE.

Depending upon the width of the chimney, one, two or even three chimney pots are suitable. For added interest, more than one model can be mixed into a multiple grouping.





EUROPEAN
COPPER[®]
BY JACK ARNOLD

7310 South Yale Avenue
Tulsa, Oklahoma 74136
(918) 494.2733 (800) 391.0014
fax: (918) 494.0884
www.jackarnold.com

25.7